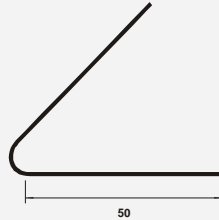


AN 201
Ángulo 25x25
esp. 3 mm



AN 204
Ángulo a 45° 50 x 50
esp. 1,5 mm



AN 207
Ángulo 25x25
esp. 1 mm



AN 209
Ángulo 20x20
esp. 1 mm



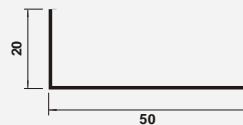
AN 211
Ángulo 50x50
esp. 2 mm



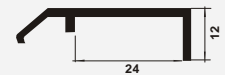
AN 213
Ángulo 50x50
estriado ext.



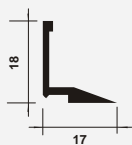
AN 214
Ángulo 50x20
esp.1 mm



AN 215
Ángulo con chanfle



AN 216
Ángulo clip contravidrio



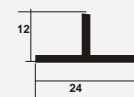
AN 217
Ángulo 20x20
esp. 2 mm



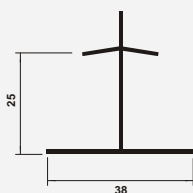
CL 036
Ángulo 51 x 5 mm



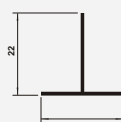
PT 314
Perfil "T" 12 x 24 mm
esp. 2 mm



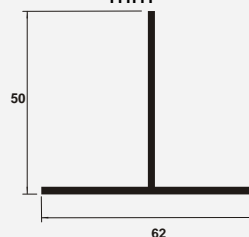
PT 319
Perfil T 38x25 mm c/Alas



PT 320
Perfil "T" 22 x 22 mm
esp. 1,5 mm



PT 321
Perfil "T" 62 x 50 esp. 2
mm



PT 348
Perfil "T" 26 x 15 mm
c/Pestañas

