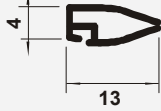


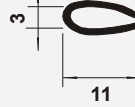
PC 330
Triangular com Guia



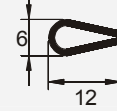
PC 332
Gota Plano



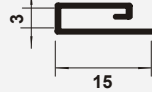
PC 333
Gota 11 para 3 mm



PC 334
Gota 12 para 6 mm



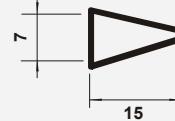
PC 335
Jota com Pestana



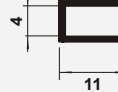
PC 336
Triangular Curvo



PC 337
Triangular Plano



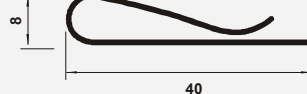
PC 338
Perfil "U" 11 para 4 mm



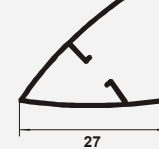
PC 343
Perfil "U" 7 para 3 mm



PC 349
Perfil "R" 40 mm



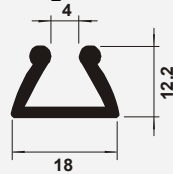
PC 392
Fecha Saco PP



PC 350
Pingente 24 mm



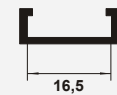
PC 394
Triangular Aberto



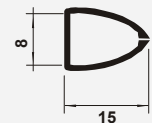
PC 397
Tampa Guia Corrediça



PC 398
Base Guia Corrediça



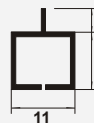
PC 424
Triangular 15 para 8 mm



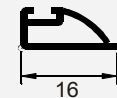
PC 434
Dobradiça com Guia



PC 435
Pingente com Asa



PC 436
Triangular com Guia



PC 437
Perfil "R" 29 mm

